

***Baptist Medical Center South
Cancer Program
Annual Report 2021***

HOPE



MONTGOMERY
CANCER CENTER



A BAPTIST MEDICAL CENTER SOUTH FACILITY

Pictured: The National Memorial for Peace and Justice is a sacred space in Montgomery Alabama dedicated to truth, remembrance and healing through powerful art and contemplative landscapes.

We can do this...together

2020 Summary of Cancer Sites



Distribution of Cases

The cancer registry accessioned 1,610 cases for Baptist Medical Center South in 2020. This number includes 1,564 analytic cases. 639 (40%) were male, and 971 (60%) were female. These patients primarily reside in Montgomery (44%), Elmore (18%), and Autauga (11%) counties. The overall distribution of patient origin is presented in the correlating state map.

Accreditation & Quality Designations



A QUALITY PROGRAM
of the AMERICAN COLLEGE
OF SURGEONS



Accreditation Commission for
Health Care with an Oncology
Distinction



The Joint Commission Hospital
Accreditation Program



American College of Radiology
Breast Imaging Center of
Excellence

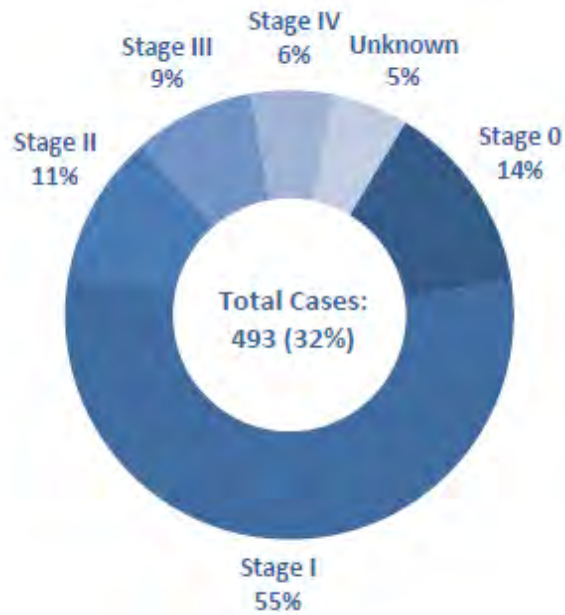


Lung Cancer Alliance-
Screening Center of Excellence

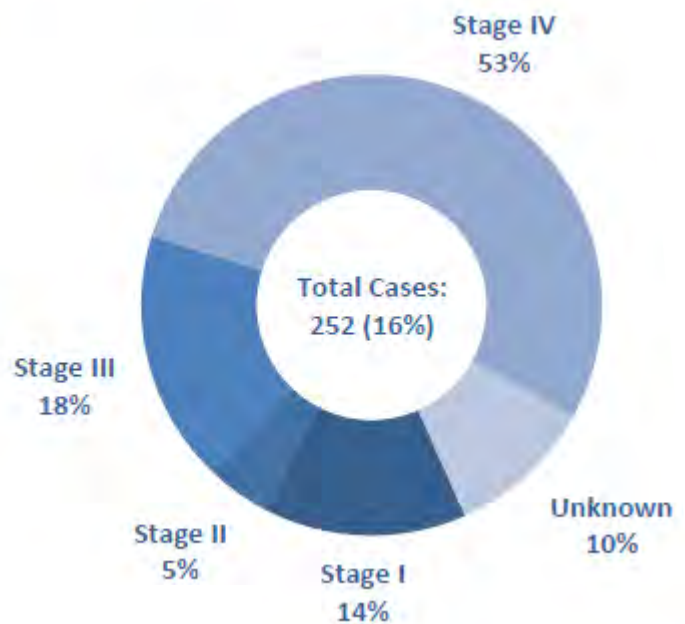


Utilization Review
Accreditation Commission

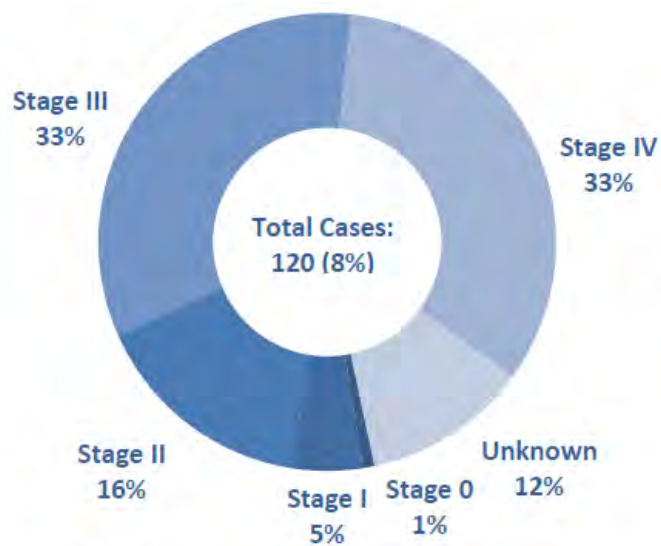
2020 Stage at Diagnosis



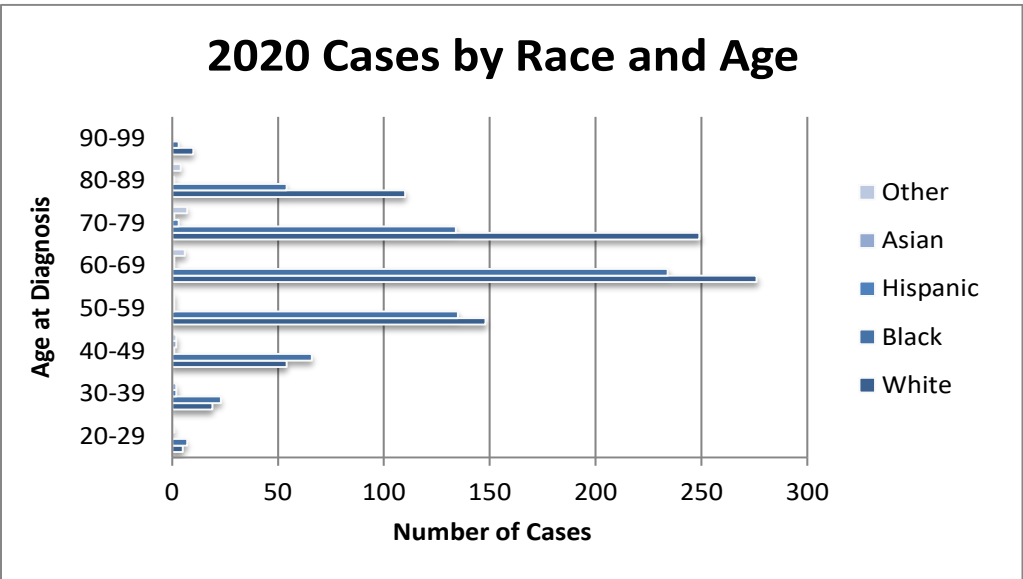
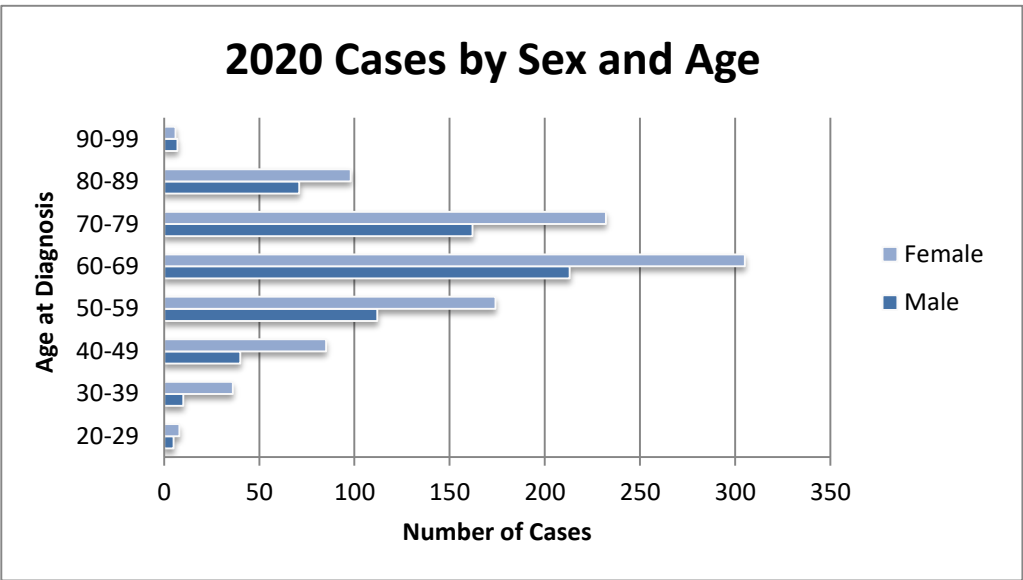
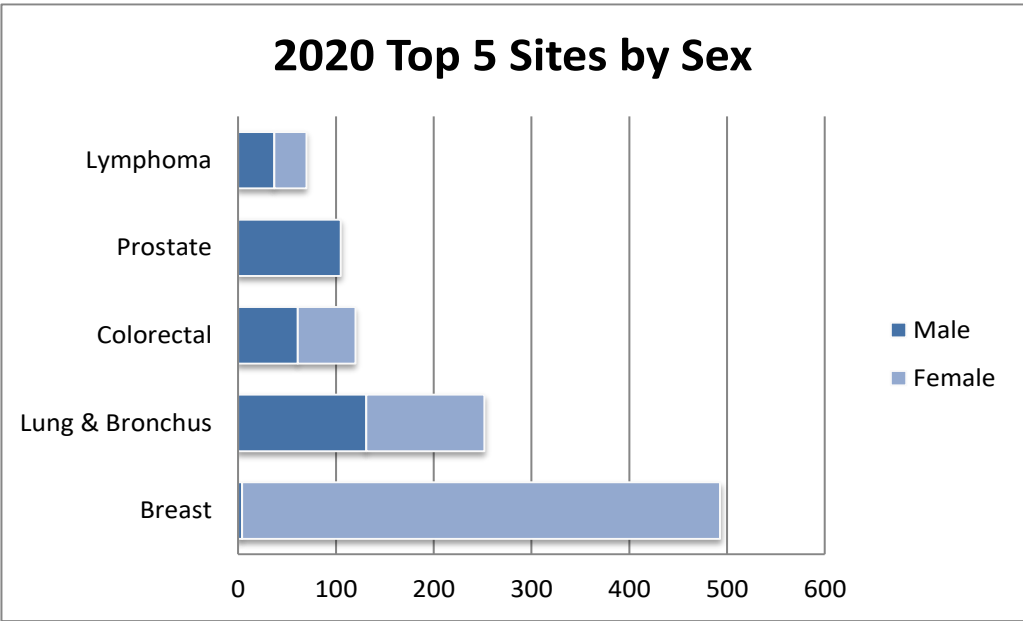
Breast



Lung



Colon



Primary Site Table

Baptist Medical Center South-Cancer Cases 2020

Diagnostic Site	Class Case		Gender		STAGE (Analytic Cases)							Totals	
	ANA	NON	M	F	0	I	II	III	IV	NA	UNK	Total	% Total
ORAL CAVITY, PHARYNX	21	2	20	3	0	7	3	3	6	1	1	23	1.4%
---Tongue	7	2	8	1	0	4	1	0	2	0	0	9	0.6%
---Floor of Mouth	1	0	0	1	0	0	0	0	0	0	1	1	0.1%
---Gum, Other Mouth	1	0	1	0	0	0	0	0	1	0	0	1	0.1%
---Tonsil	6	0	6	0	0	1	2	2	1	0	0	6	0.4%
---Nasopharynx	2	0	2	0	0	0	0	1	1	0	0	2	0.1%
---Oropharynx	2	0	1	1	0	2	0	0	0	0	0	2	0.1%
---Hypopharynx	2	0	2	0	0	0	0	0	1	1	0	2	0.1%
DIGESTIVE SYSTEM	250	10	141	119	1	27	39	64	84	12	23	260	16.1%
---Esophagus	19	0	13	6	0	0	2	4	5	4	4	19	1.2%
---Stomach	18	1	14	5	0	2	3	2	8	0	3	19	1.2%
---Small Intestine	9	0	2	7	0	1	1	3	2	1	1	9	0.6%
---Colon, Rectum, Anus	120	5	64	61	1	6	19	40	40	0	14	123	7.8%
-----Colon Excluding Rectum	66	5	35	36	0	3	11	19	28	0	5	71	4.4%
-----Cecum	12	1	7	6	0	0	3	5	4	0	0	13	0.8%
-----Appendix	7	0	2	5	0	0	0	1	2	0	4	7	0.4%
-----Ascending Colon	12	1	5	8	0	2	2	1	6	0	1	13	0.8%
-----Hepatic Flexure	1	0	0	1	0	0	0	1	0	0	0	1	0.1%
-----Transverse Colon	7	1	5	3	0	0	2	2	3	0	0	8	0.5%
-----Splenic Flexure	3	1	3	1	0	0	1	2	0	0	0	4	0.2%
-----Descending Colon	4	1	2	3	0	0	1	2	1	0	0	5	0.3%
-----Sigmoid Colon	17	0	10	7	0	1	2	5	9	0	0	17	1.1%
-----Large Intestine, NOS	3	0	1	2	0	0	0	0	3	0	0	3	0.2%
-----Rectosigmoid, Rectum, Anus	54	0	29	25	1	3	8	21	12	0	9	54	3.4%
-----Rectosigmoid Junction	8	0	7	1	0	1	1	4	2	0	0	8	0.5%
-----Rectum	35	0	18	17	1	2	1	13	10	0	8	35	2.2%
-----Anus, Anal Canal, Anorectum	11	0	4	7	0	0	6	4	0	0	1	11	0.7%
---Liver, Gallbladder, Intrahep Bile Duct	22	1	15	8	0	6	2	5	2	6	1	23	1.4%
-----Liver	13	0	7	6	0	4	0	4	2	3	0	13	0.8%
-----Gallbladder	1	0	0	1	0	0	1	0	0	0	0	1	0.1%
-----Intrahepatic Bile Duct	4	0	3	1	0	1	0	0	0	3	0	4	0.2%
-----Other Biliary	4	1	5	0	0	1	1	1	0	0	1	5	0.3%
---Pancreas	59	3	32	30	0	11	12	9	27	0	0	62	3.9%
---Retroperitoneum	1	0	1	0	0	1	0	0	0	0	0	1	0.1%
---Peritoneum, Omentum, Mesentery	1	0	0	1	0	0	0	1	0	0	0	1	0.1%
---Other Digestive Organs	1	0	0	1	0	0	0	0	0	1	0	1	0.1%
RESPIRATORY SYSTEM	264	7	141	130	0	36	11	48	143	18	8	271	16.8%
---Larynx	12	0	8	4	0	0	0	3	9	0	0	12	0.7%
---Lung and Bronchus	252	7	133	126	0	36	11	45	134	18	8	259	16.1%
-----Non-Small Cell	200	5	105	100	0	31	11	37	98	18	5	205	12.7%
-----Small Cell	23	0	9	14	0	1	0	4	18	0	0	23	1.4%
-----Other Lung	29	2	19	12	0	4	0	4	18	0	3	31	1.9%
BONES, JOINTS	1	0	1	0	0	0	0	0	0	1	0	1	0.1%
SKIN	9	3	6	6	1	1	0	3	4	0	0	12	0.7%
---Skin: Melanoma	9	2	5	6	1	1	0	3	4	0	0	11	0.7%
---Skin: Other Non-Epithelial	0	1	1	0	0	0	0	0	0	0	0	1	0.1%
BREAST	493	1	4	490	69	273	52	43	29	7	20	494	30.7%
---Female Breast	489	1	0	490	69	270	52	43	28	7	20	490	30.4%
---Male Breast	4	0	4	0	0	3	0	0	1	0	0	4	0.2%

Primary Site Table

Baptist Medical Center South-Cancer Cases 2020

Diagnostic Site	Class Case		Gender		STAGE (Analytic Cases)							Totals	
	ANA	NON	M	F	0	I	II	III	IV	NA	UNK	Total	% Total
FEMALE GENITAL SYSTEM	55	2	0	57	0	8	4	13	16	2	12	57	3.5%
---Cervix Uteri	24	0	0	24	0	6	2	6	8	1	1	24	1.5%
---Corpus, Uterus: NOS	14	2	0	16	0	2	0	3	4	1	4	16	1.0%
-----Corpus Uteri	13	2	0	15	0	2	0	3	4	0	4	15	0.9%
-----Uterus: NOS	1	0	0	1	0	0	0	0	0	1	0	1	0.1%
---Ovary	12	0	0	12	0	0	0	3	3	0	6	12	0.7%
---Vagina	1	0	0	1	0	0	0	1	0	0	0	1	0.1%
---Vulva	3	0	0	3	0	0	1	0	1	0	1	3	0.2%
---Other Female Genital Organs	1	0	0	1	0	0	1	0	0	0	0	1	0.1%
MALE GENITAL SYSTEM	111	4	115	0	0	9	31	21	27	0	23	115	7.1%
---Prostate	105	3	108	0	0	9	31	19	27	0	19	108	6.7%
---Testis	6	0	6	0	0	0	0	2	0	0	4	6	0.4%
---Penis	0	1	1	0	0	0	0	0	0	0	0	1	0.1%
URINARY SYSTEM	68	6	56	18	9	25	10	10	11	0	3	74	4.6%
---Urinary Bladder	33	3	29	7	9	9	7	5	2	0	1	36	2.2%
---Kidney	33	2	24	11	0	16	3	5	8	0	1	35	2.2%
---Ureter	1	1	2	0	0	0	0	0	1	0	0	2	0.1%
---Other Urinary Organs	1	0	1	0	0	0	0	0	0	0	1	1	0.1%
BRAIN, OTHER NERVOUS SYSTEM	35	2	23	14	0	0	0	0	0	35	0	37	2.3%
---Brain: Malignant	24	1	19	6	0	0	0	0	0	24	0	25	1.6%
---Brain-CNS: Benign, Borderline	11	1	4	8	0	0	0	0	0	11	0	12	0.7%
ENDOCRINE SYSTEM	10	1	4	7	0	3	2	0	1	3	1	11	0.7%
---Thyroid	5	1	0	6	0	3	2	0	0	0	0	6	0.4%
---Thymus	2	0	2	0	0	0	0	0	1	0	1	2	0.1%
---Endocrine: Benign, Borderline	3	0	2	1	0	0	0	0	0	3	0	3	0.2%
LYMPHOMA	70	2	37	35	0	10	12	16	23	6	3	72	4.5%
---Hodgkin Lymphoma	10	0	5	5	0	2	3	2	2	0	1	10	0.6%
-----Hodgkin - Nodal	10	0	5	5	0	2	3	2	2	0	1	10	0.6%
---Non-Hodgkin Lymphoma	60	2	32	30	0	8	9	14	21	6	2	62	3.9%
-----NHL - Nodal	43	1	22	22	0	4	7	14	15	2	1	44	2.7%
-----NHL - Extranodal	17	1	10	8	0	4	2	0	6	4	1	18	1.1%
MYELOMA	42	1	26	17	0	0	0	0	0	42	0	43	2.7%
LEUKEMIA	66	3	31	38	0	0	0	0	33	31	2	69	4.3%
--Lymphocytic Leukemia	35	2	14	23	0	0	0	0	32	2	1	37	2.3%
---Acute Lymphocytic Leukemia	2	1	1	2	0	0	0	0	0	2	0	3	0.2%
---Chronic Lymphocytic Leukemia	33	1	13	21	0	0	0	0	32	0	1	34	2.1%
--Non-Lymphocytic Leukemia	25	1	15	11	0	0	0	0	0	25	0	26	1.6%
---Acute Myeloid Leukemia	12	0	6	6	0	0	0	0	0	12	0	12	0.7%
---Acute Monocytic Leukemia	1	0	1	0	0	0	0	0	0	1	0	1	0.1%
---Chronic Myeloid Leukemia	12	1	8	5	0	0	0	0	0	12	0	13	0.8%
--Other Leukemia	6	0	2	4	0	0	0	0	1	4	1	6	0.4%
---Aleukemic, Subleukemic, NOS	6	0	2	4	0	0	0	0	1	4	1	6	0.4%
MISCELLANEOUS	69	2	34	37	0	2	0	1	1	64	1	71	4.4%
TOTALS	1564	46	639	971	80	401	164	222	378	222	97	1610	100.0%

Together, we can do this.



MONTGOMERY
CANCER CENTER

 A BAPTIST MEDICAL CENTER SOUTH FACILITY



CARMICHAEL
IMAGING

 A BAPTIST MEDICAL CENTER SOUTH FACILITY



MONTGOMERY
BREAST CENTER

 A BAPTIST MEDICAL CENTER SOUTH FACILITY



DRIVING HOPE
MOBILE HEALTH CLINIC

Health. Outreach. Prevention. Education.

