


***Baptist Medical Center South  
Cancer Program  
Annual Report 2022***



**MONTGOMERY  
CANCER CENTER**

 A BAPTIST MEDICAL CENTER SOUTH FACILITY

*Pictured: The National Memorial for Peace and Justice is a sacred space in Montgomery Alabama dedicated to truth, remembrance and healing through powerful art and contemplative landscapes.*

***We can do this...together***



## 2021 Summary of Cancer Sites



### Distribution of Cases

The cancer registry accessioned 1,642 cases for Baptist Medical Center South in 2021. This number includes 1,605 analytic cases. 682 (42%) were male, and 960 (58%) were female. These patients primarily reside in Montgomery 675 (42%), Elmore 280 (17%), and Autauga 165 (10%) counties. The overall distribution of patient origin is presented in the correlating state map.

## Accreditation & Quality Designations



A QUALITY PROGRAM  
of the AMERICAN COLLEGE  
OF SURGEONS



Accreditation Commission for  
Health Care with an Oncology  
Distinction



The Joint Commission Hospital  
Accreditation Program



American College of Radiology  
Breast Imaging Center of  
Excellence

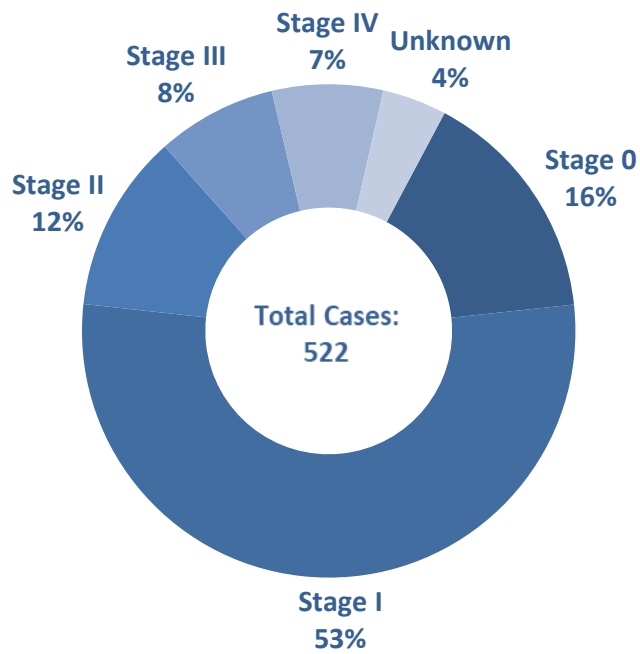


Lung Cancer Alliance-  
Screening Center of Excellence



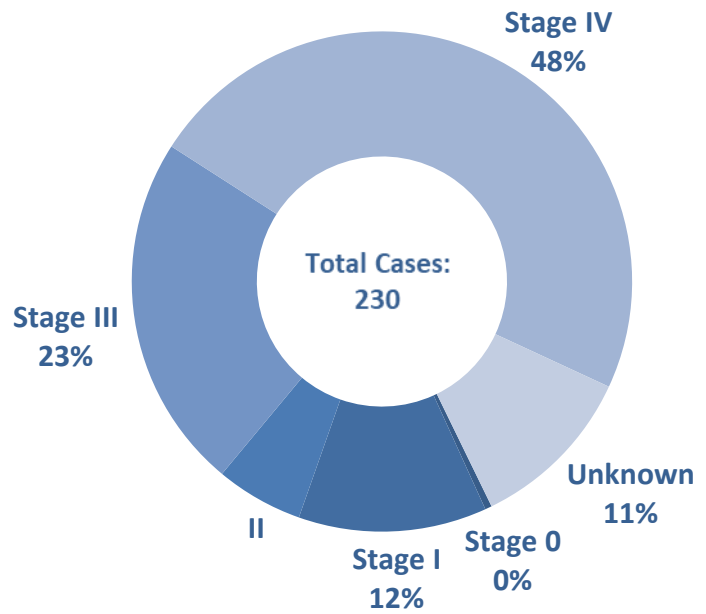
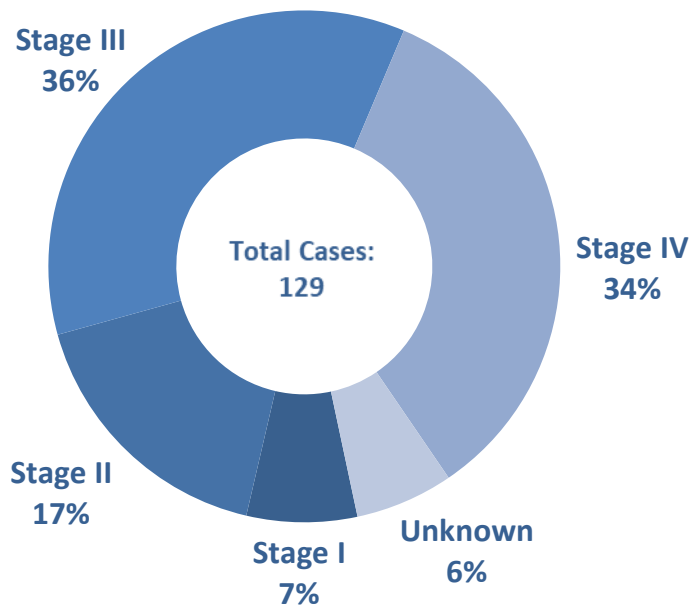
Utilization Review  
Accreditation Commission

## 2021 Stage at Diagnosis



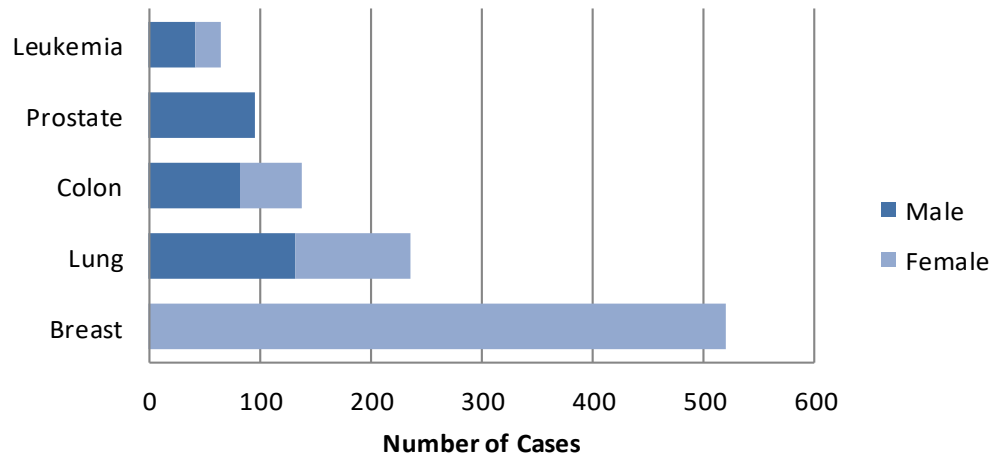
### BREAST

### LUNG

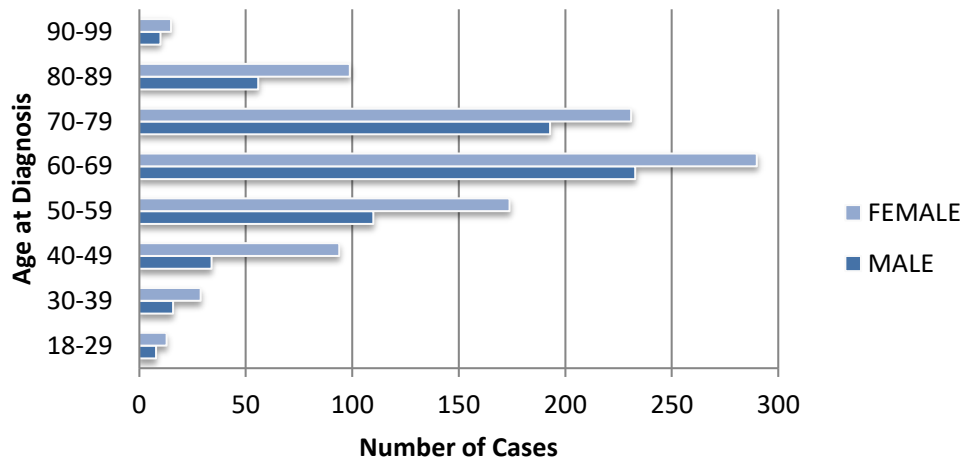


### COLON

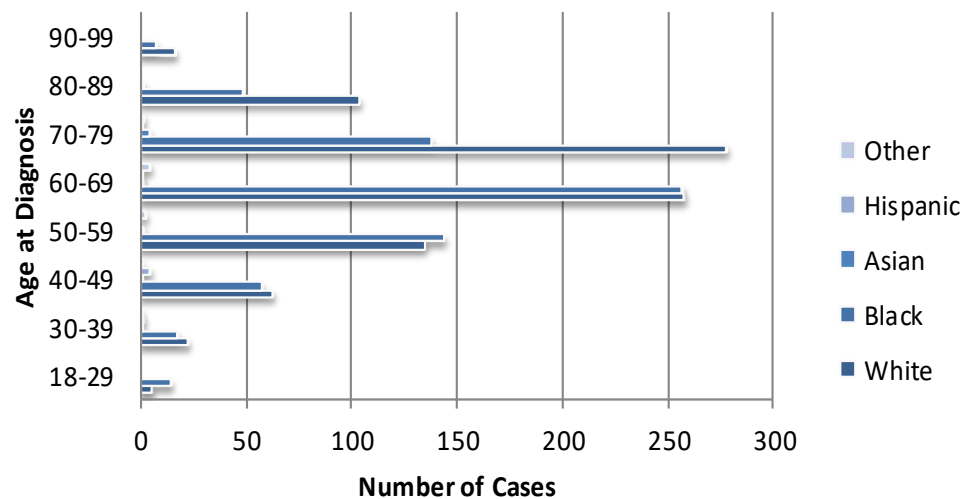
## 2021 TOP 5 SITES BY SEX



## 2021 CASES BY SEX AND AGE



## 2021 CASES BY RACE AND AGE



## Primary Site Table

### Baptist Medical Center South-Cancer Cases 2021

Diagnostic Site	Class of Case		Gender		Stage (Analytic Cases)							Total	% Total
	Analytic	Non-Analytic	Male	Female	0	I	II	III	IV	NA	UNK		
ORAL CAVITY, PHARYNX	22	2	18	6	0	3	3	4	9	0	3	24	1.46
Tongue	4	0	3	1	0	0	1	1	2	0	0	4	0.24
Salivary Gland	1	0	1	0	0	0	0	0	0	0	1	1	0.06
Gum, Other Mouth	1	1	1	1	0	0	0	1	0	0	0	2	0.12
Tonsil	8	0	6	2	0	2	1	0	3	0	2	8	0.49
Nasopharynx	1	0	0	1	0	1	0	0	0	0	0	1	0.06
Oropharynx	2	1	3	0	0	0	0	2	0	0	0	3	0.18
Hypopharynx	5	0	4	1	0	0	1	0	4	0	0	5	0.30
DIGESTIVE SYSTEM	274	14	179	109	0	23	40	61	119	11	20	288	17.54
Esophagus	16	0	13	3	0	0	5	1	5	2	3	16	0.97
Stomach	31	0	19	12	0	2	3	4	17	0	5	31	1.89
Small Intestine	8	1	5	4	0	2	1	0	4	0	1	9	0.55
Colon, Rectum, Anus	129	9	83	55	0	9	22	46	44	0	8	138	8.40
Colon Excluding Rectum	66	8	46	28	0	6	9	31	20	0	0	74	4.51
Cecum	22	1	11	12	0	2	1	9	10	0	0	23	1.40
Appendix	0	1	0	1	0	0	0	0	0	0	0	1	0.06
Ascending Colon	14	0	10	4	0	0	5	6	3	0	0	14	0.85
Hepatic Flexure	5	1	5	1	0	1	0	2	2	0	0	6	0.37
Transverse Colon	3	0	1	2	0	0	1	2	0	0	0	3	0.18
Splenic Flexure	2	0	0	2	0	1	0	0	1	0	0	2	0.12
Descending Colon	4	0	4	0	0	0	1	3	0	0	0	4	0.24
Sigmoid Colon	15	5	14	6	0	2	1	9	3	0	0	20	1.22
Large Intestine, NOS	1	0	1	0	0	0	0	0	1	0	0	1	0.06
Rectosigmoid, Rectum, Anus	63	1	37	27	0	3	13	15	24	0	8	64	3.90
Rectosigmoid Junction	17	1	13	5	0	1	3	3	8	0	2	18	1.10
Rectum	36	0	20	16	0	2	7	7	15	0	5	36	2.19
Anus, Anal Canal, Anorectum	10	0	4	6	0	0	3	5	1	0	1	10	0.61
Liver, Gallbladder, Intrahep Bile Duct	27	2	21	8	0	3	1	7	8	5	3	29	1.77
Liver	19	2	18	3	0	3	0	5	7	2	2	21	1.28
Gallbladder	1	0	0	1	0	0	0	0	1	0	0	1	0.06
Intrahepatic Bile Duct	5	0	1	4	0	0	1	1	0	3	0	5	0.30
Other Biliary	2	0	2	0	0	0	0	1	0	0	1	2	0.12
Pancreas	57	2	35	24	0	7	7	2	41	0	0	59	3.59
Retroperitoneum	1	0	0	1	0	0	0	0	0	1	0	1	0.06
Peritoneum, Omentum, Mesentery	2	0	0	2	0	0	1	1	0	0	0	2	0.12
Other Digestive Organs	3	0	3	0	0	0	0	0	0	3	0	3	0.18
RESPIRATORY SYSTEM	240	8	144	104	1	28	14	54	117	20	6	248	15.10
Nose, Nasal Cavity, Middle Ear	1	1	2	0	0	0	0	0	1	0	0	2	0.12
Larynx	8	0	8	0	0	0	1	1	6	0	0	8	0.49
Lung and Bronchus	230	7	133	104	1	28	13	53	110	19	6	237	14.43
Non-Small Cell	181	6	110	77	1	26	13	42	76	19	4	187	11.39
Small Cell	35	1	12	24	0	0	0	9	24	0	2	36	2.19
Other Lung	14	0	11	3	0	2	0	2	10	0	0	14	0.85
Mediastinum, Other Resp.	1	0	1	0	0	0	0	0	0	1	0	1	0.06
BONES, JOINTS	2	1	3	0	0	1	0	0	0	1	0	3	0.18

# Primary Site Table

## Baptist Medical Center South-Cancer Cases 2021

Diagnostic Site	Class of Case		Gender		Stage (Analytic Cases)							Total	% Total
	Analytic	Non-Analytic	Male	Female	0	I	II	III	IV	NA	UNK		
SOFT TISSUE INCLUDING HEART	2	0	1	1	0	0	0	0	0	1	1	2	0.12
SKIN	8	0	6	2	0	0	1	3	2	0	2	8	0.49
Skin: Melanoma	8	0	6	2	0	0	1	3	2	0	2	8	0.49
BREAST	522	2	0	524	81	279	61	41	38	3	19	524	31.91
FEMALE GENITAL SYSTEM	52	1	0	53	0	4	1	16	21	0	10	53	3.23
Cervix Uteri	14	0	0	14	0	1	0	5	5	0	3	14	0.85
Corpus, Uterus: NOS	19	0	0	19	0	2	1	3	8	0	5	19	1.16
Corpus Uteri	19	0	0	19	0	2	1	3	8	0	5	19	1.16
Ovary	10	1	0	11	0	0	0	5	4	0	1	11	0.67
Vagina	3	0	0	3	0	0	0	1	2	0	0	3	0.18
Vulva	5	0	0	5	0	0	0	2	2	0	1	5	0.30
Other Female Genital Organs	1	0	0	1	0	1	0	0	0	0	0	1	0.06
MALE GENITAL SYSTEM	106	4	110	0	0	11	24	11	28	0	32	110	6.70
Prostate	96	4	100	0	0	10	24	10	27	0	25	100	6.09
Testis	6	0	6	0	0	1	0	1	0	0	4	6	0.37
Penis	4	0	4	0	0	0	0	0	1	0	3	4	0.24
URINARY SYSTEM	75	2	51	26	10	24	11	11	13	3	3	77	4.69
Urinary Bladder	34	0	27	7	10	5	9	2	4	3	1	34	2.07
Kidney	41	2	24	19	0	19	2	9	9	0	2	43	2.62
BRAIN, OTHER NERVOUS SYSTEM	51	0	20	31	0	0	0	0	0	51	0	51	3.11
Brain: Malignant	22	0	15	7	0	0	0	0	0	22	0	22	1.34
Brain-CNS: Benign, Borderline	29	0	5	24	0	0	0	0	0	29	0	29	1.77
ENDOCRINE SYSTEM	13	0	6	7	0	5	2	0	1	4	1	13	0.79
Thyroid	9	0	5	4	0	5	2	0	1	0	1	9	0.55
Other Endocrine	1	0	0	1	0	0	0	0	0	1	0	1	0.06
Endocrine: Benign, Borderline	3	0	1	2	0	0	0	0	0	3	0	3	0.18
LYMPHOMA	62	2	43	21	0	9	9	10	29	5	0	64	3.90
Hodgkin Lymphoma	9	0	7	2	0	1	1	3	4	0	0	9	0.55
Hodgkin - Nodal	9	0	7	2	0	1	1	3	4	0	0	9	0.55
Non-Hodgkin Lymphoma	53	2	36	19	0	8	8	7	25	5	0	55	3.35
NHL - Nodal	34	1	24	11	0	2	8	6	17	1	0	35	2.13
NHL - Extranodal	19	1	12	8	0	6	0	1	8	4	0	20	1.22
MYELOMA	52	1	25	28	0	0	0	0	0	52	0	53	3.23
LEUKEMIA	65	0	43	22	0	0	0	0	20	25	20	65	3.96
Lymphocytic Leukemia	40	0	29	11	0	0	0	0	20	0	20	40	2.44
Chronic Lymphocytic Leukemia	40	0	29	11	0	0	0	0	20	0	20	40	2.44
Non-Lymphocytic Leukemia	22	0	14	8	0	0	0	0	0	22	0	22	1.34
Acute Myeloid Leukemia	7	0	5	2	0	0	0	0	0	7	0	7	0.43
Chronic Myeloid Leukemia	15	0	9	6	0	0	0	0	0	15	0	15	0.91
Other Leukemia	3	0	0	3	0	0	0	0	0	3	0	3	0.18
Aleukemic, Subleukemic, NOS	3	0	0	3	0	0	0	0	0	3	0	3	0.18
MESOTHELIOMA	1	0	1	0	0	0	0	0	0	1	0	1	0.06
KAPOSI SARCOMA	2	0	2	0	0	0	0	0	0	2	0	2	0.12
MISCELLANEOUS	56	0	30	26	0	0	0	0	1	55	0	56	3.41
TOTALS	1605	37	682	960	92	387	166	211	398	234	117	1642	100.00

*Together, we can do this.*



MONTGOMERY  
CANCER CENTER

✚ A BAPTIST MEDICAL CENTER SOUTH FACILITY



CARMICHAEL  
IMAGING

✚ A BAPTIST MEDICAL CENTER SOUTH FACILITY



MONTGOMERY  
BREAST CENTER

✚ A BAPTIST MEDICAL CENTER SOUTH FACILITY



**DRIVING HOPE**  
MOBILE HEALTH CLINIC

Health. Outreach. Prevention. Education.

