

***Baptist Medical Center South  
Cancer Program  
Annual Report 2023***



**MONTGOMERY  
CANCER CENTER**

 A BAPTIST MEDICAL CENTER SOUTH FACILITY

*Pictured: The National Memorial for Peace and Justice is a sacred space in Montgomery Alabama dedicated to truth, remembrance and healing through powerful art and contemplative landscapes.*

***We can do this...together***



## 2022 Summary of Cancer Sites



### Distribution of Cases

The cancer registry accessioned 1,647 cases for Baptist Medical Center South in 2022. This number includes 1,594 analytic cases. 636 (39%) were male, and 1,011 (61%) were female. These patients primarily reside in Montgomery 693 (43%), Elmore 288 (18%), and Autauga 169 (11%) counties. The overall distribution of patient origin is presented in the correlating state map.

## Accreditation & Quality Designations



A QUALITY PROGRAM  
of the AMERICAN COLLEGE  
OF SURGEONS



Accreditation Commission for  
Health Care with an Oncology  
Distinction



The Joint Commission Hospital  
Accreditation Program



American College of Radiology  
Breast Imaging Center of  
Excellence

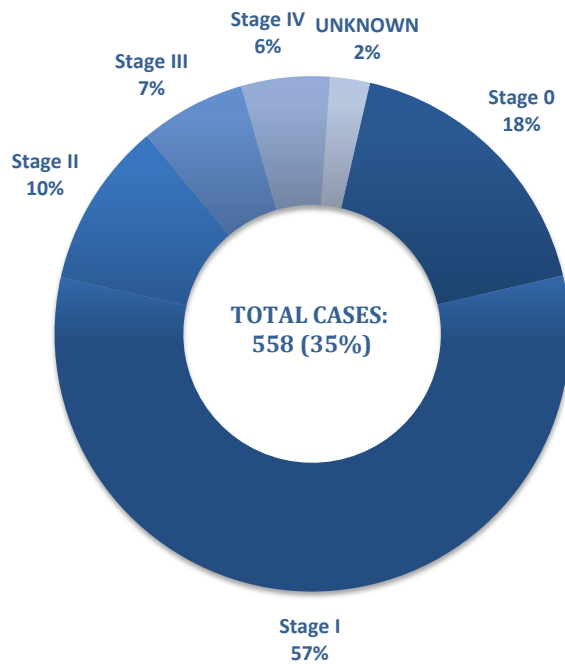


Lung Cancer Alliance-  
Screening Center of Excellence



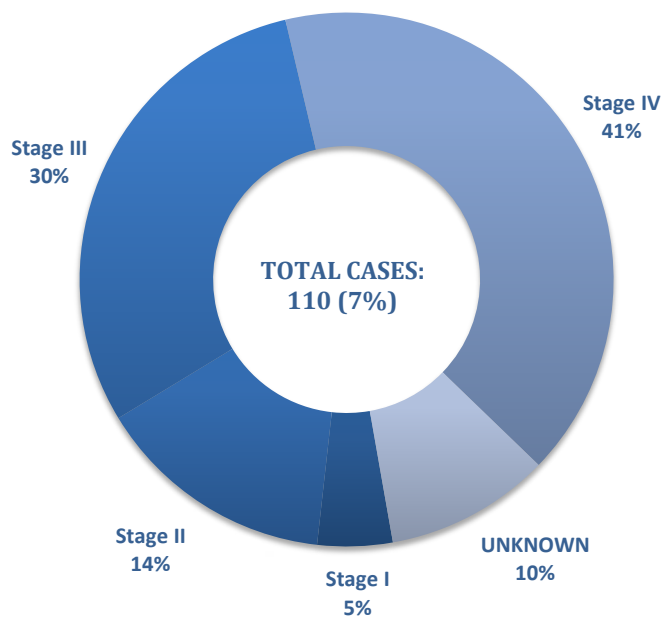
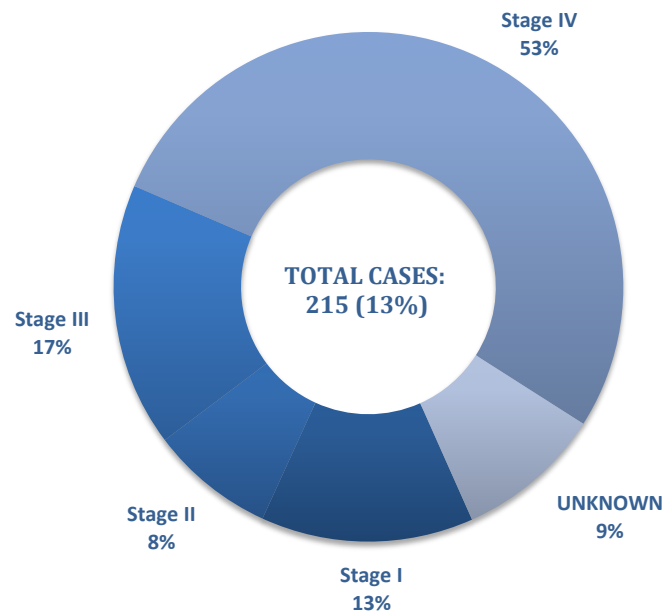
Utilization Review  
Accreditation Commission

## 2022 Stage at Diagnosis



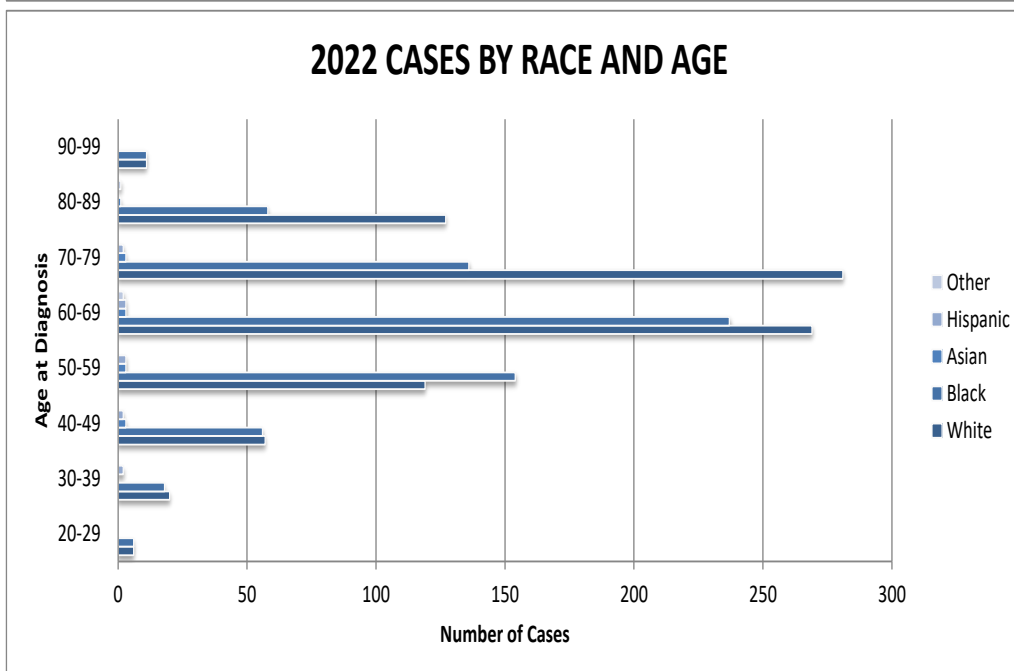
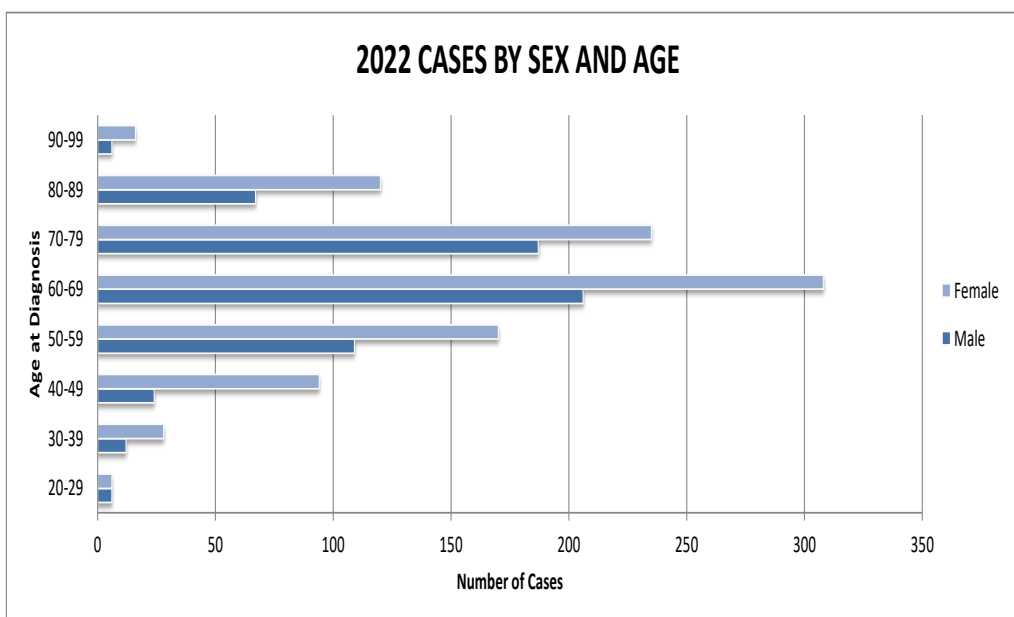
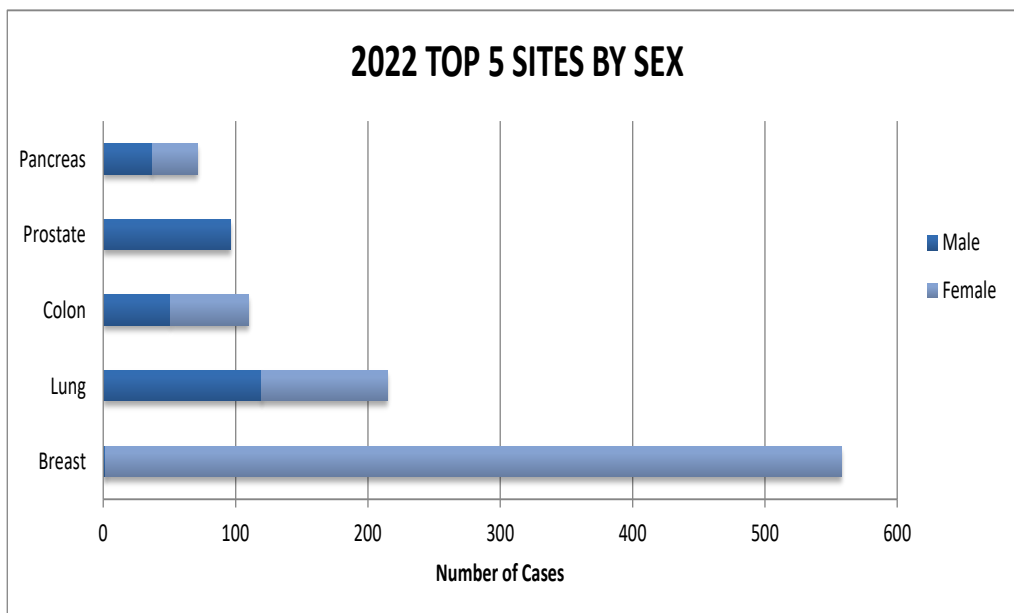
### BREAST

### LUNG



### COLON





## Primary Site Table

### Baptist Medical Center South-Cancer Cases 2022

Diagnostic Site	Class Of Case		Gender		STAGE (Analytic Cases)							Total	% Total
	Analytic	Non-Analytic	Male	Female	0	I	II	III	IV	NA	UNK		
HEAD AND NECK	34	2	26	10	0	8	9	0	17	1	1	36	2.18
Tongue	11	2	9	4	0	4	4	0	5	0	0	13	0.79
Salivary Gland	1	0	0	1	0	0	0	0	0	0	1	1	0.06
Floor of Mouth	1	0	1	0	0	0	0	0	1	0	0	1	0.06
Gum and Other Mouth	3	0	3	0	0	0	0	0	3	0	0	3	0.18
Nasopharynx	1	0	0	1	0	0	0	0	1	0	0	1	0.06
Tonsil	11	0	9	2	0	3	5	0	3	0	0	11	0.67
Oropharynx	2	0	1	1	0	1	0	0	1	0	0	2	0.12
Hypopharynx	4	0	3	1	0	0	0	0	3	1	0	4	0.24
DIGESTIVE SYSTEM	272	18	155	135	1	31	37	69	119	8	25	290	17.62
Esophagus	21	0	15	6	0	0	1	6	7	1	6	21	1.28
Stomach	23	3	18	8	0	2	2	9	10	0	3	26	1.58
Small Intestine	7	0	2	5	0	0	1	2	4	0	0	7	0.43
Colon	81	9	38	52	1	7	18	22	35	0	7	90	5.46
Rectosigmoid Junction	8	0	4	4	0	0	1	3	4	0	0	8	0.49
Rectum	21	2	13	10	0	1	0	9	7	0	6	23	1.4
Amus, Anal Canal and Anorectum	10	0	6	4	0	0	0	6	1	0	3	10	0.61
Liver	16	2	17	1	0	3	0	6	9	0	0	18	1.09
Intrahepatic Bile Duct	7	0	2	5	0	0	1	0	1	5	0	7	0.43
Gallbladder	5	0	2	3	0	0	1	0	4	0	0	5	0.3
Other Biliary	1	0	0	1	0	0	0	0	1	0	0	1	0.06
Pancreas	71	2	38	35	0	18	12	6	36	1	0	73	4.43
Other Digestive Organs	1	0	0	1	0	0	0	0	0	1	0	1	0.06
RESPIRATORY SYSTEM	221	10	130	101	0	35	20	37	119	19	1	231	14.01
Larynx	6	0	5	1	0	0	1	1	4	0	0	6	0.36
Lung, Bronchus - Small Cell	34	0	13	21	0	3	3	3	24	0	1	34	2.06
Lung, Bronchus - Non-Small Cell	161	10	97	74	0	32	16	31	73	19	0	171	10.38
Lung, Bronchus - Other Types	20	0	15	5	0	0	0	2	18	0	0	20	1.21
BONES AND JOINTS	3	0	2	1	0	0	0	0	0	3	0	3	0.18
SOFT TISSUE INCLUDING HEART	4	0	3	1	0	0	0	0	0	3	1	4	0.24
SKIN	15	1	10	6	1	1	4	3	5	1	1	16	0.97
Melanoma - Skin	15	0	10	5	1	1	4	3	5	0	1	15	0.91
Other Rare Skin Types	0	1	0	1	0	0	0	0	0	1	0	1	0.06
BREAST	558	11	2	567	105	323	58	37	31	0	15	569	34.55

## Primary Site Table

### Baptist Medical Center South-Cancer Cases 2022

Diagnostic Site	Class Of Case		Gender		STAGE (Analytic Cases)							Total	% Total
	Analytic	Non-Analytic	Male	Female	0	I	II	III	IV	NA	UNK		
<b>FEMALE GENITAL SYSTEM</b>	36	5	0	41	0	3	5	10	9	0	14	41	2.48
Cervix	10	0	0	10	0	1	2	3	3	0	1	10	0.61
Uterus	14	4	0	18	0	0	2	4	2	0	10	18	1.09
Ovary	3	1	0	4	0	0	0	1	1	0	2	4	0.24
Vagina	5	0	0	5	0	1	0	1	3	0	0	5	0.3
Vulva	3	0	0	3	0	0	1	1	0	0	1	3	0.18
Other Female Genital Organs	1	0	0	1	0	1	0	0	0	0	0	1	0.06
<b>MALE GENITAL SYSTEM</b>	101	1	102	0	0	12	27	7	32	0	24	102	6.19
Prostate	96	1	97	0	0	12	26	6	32	0	21	97	5.89
Testis	5	0	5	0	0	0	1	1	0	0	3	5	0.3
<b>URINARY SYSTEM</b>	74	2	50	26	12	22	7	8	26	1	0	76	4.62
Bladder	24	0	18	6	11	4	6	0	3	0	0	24	1.46
Kidney and Renal Pelvis	48	2	31	19	0	18	1	8	23	0	0	50	3.04
Ureter	1	0	1	0	1	0	0	0	0	0	0	1	0.06
Other Urinary Organs	1	0	0	1	0	0	0	0	0	1	0	1	0.06
<b>EYE AND ORBIT</b>	1	0	1	0	0	0	0	0	0	1	0	1	0.06
<b>BRAIN</b>	34	1	17	18	0	0	0	0	0	35	0	35	2.13
<b>ENDOCRINE SYSTEM</b>	11	0	4	7	0	3	3	1	1	2	1	11	0.67
Thyroid	8	0	3	5	0	2	3	1	1	0	1	8	0.49
Other Endocrine, Thymus	3	0	1	2	0	1	0	0	0	2	0	3	0.18
<b>LYMPHOMA</b>	74	0	30	44	0	8	14	19	29	2	2	74	4.49
Hodgkin - Nodal	12	0	3	9	0	0	4	2	6	0	0	12	0.73
NHL - Nodal	46	0	20	26	0	4	6	16	19	0	1	46	2.79
NHL - Extranodal	16	0	7	9	0	4	4	1	4	2	1	16	0.97
<b>MYELOMA</b>	52	1	39	14	0	4	7	3	0	39	0	53	3.22
<b>LEUKEMIA</b>	58	1	39	20	0	1	0	0	16	35	7	59	3.58
Acute Lymphocytic Leukemia	1	0	0	1	0	0	0	0	0	1	0	1	0.06
Chronic Lymphocytic Leukemia	24	0	16	8	0	1	0	0	16	0	7	24	1.46
Other Lymphocytic Leukemia	6	0	5	1	0	0	0	0	0	6	0	6	0.36
Acute Myeloid Leukemia	10	1	5	6	0	0	0	0	0	11	0	11	0.67
Acute Monocytic Leukemia	1	0	1	0	0	0	0	0	0	1	0	1	0.06
Chronic Myeloid Leukemia	13	0	10	3	0	0	0	0	0	13	0	13	0.79
Aleukemic, Subleukemic and NOS	3	0	2	1	0	0	0	0	0	3	0	3	0.18
<b>MESOTHELIOMA</b>	3	0	2	1	0	0	0	1	1	0	1	3	0.18
<b>MISCELLANEOUS</b>	43	0	24	19	0	0	0	0	0	43	0	43	2.61
<b>TOTALS</b>	<b>1594</b>	<b>53</b>	<b>636</b>	<b>1011</b>	<b>119</b>	<b>451</b>	<b>191</b>	<b>195</b>	<b>405</b>	<b>193</b>	<b>93</b>	<b>1647</b>	<b>100</b>

*Together, we can do this.*



MONTGOMERY  
CANCER CENTER

 A BAPTIST MEDICAL CENTER SOUTH FACILITY



CARMICHAEL  
IMAGING

 A BAPTIST MEDICAL CENTER SOUTH FACILITY



MONTGOMERY  
BREAST CENTER

 A BAPTIST MEDICAL CENTER SOUTH FACILITY



**DRIVING HOPE**  
MOBILE HEALTH CLINIC

Health. Outreach. Prevention. Education.

