

***Baptist Medical Center South
Cancer Program
Annual Report 2025***



**MONTGOMERY
CANCER CENTER**

 A BAPTIST MEDICAL CENTER SOUTH FACILITY

Pictured: The National Memorial for Peace and Justice is a sacred space in Montgomery Alabama dedicated to truth, remembrance and healing through powerful art and contemplative landscapes.

2024 Summary of Cancer Sites



Distribution of Cases

The cancer registry accessioned 1,792 cases for Baptist Medical Center South in 2024. This number includes 1,726 analytic cases. 695 (40%) were male, and 1031 (60%) were female. These patients primarily reside in Montgomery 706 (41%), Elmore 288 (17%), and Autauga 203 (12%) counties. The overall distribution of patient origin is presented in the correlating state map.

Accreditation & Quality Designations



A QUALITY PROGRAM
of the AMERICAN COLLEGE
OF SURGEONS



The Joint Commission Hospital
Accreditation Program



Lung Cancer Alliance-
Screening Center of Excellence



Accreditation Commission for
Health Care with an Oncology
Distinction

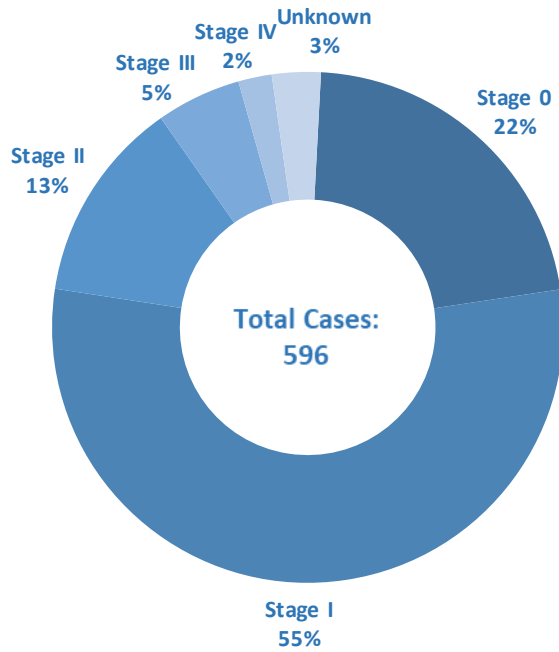


American College of Radiology
Breast Imaging Center of
Excellence

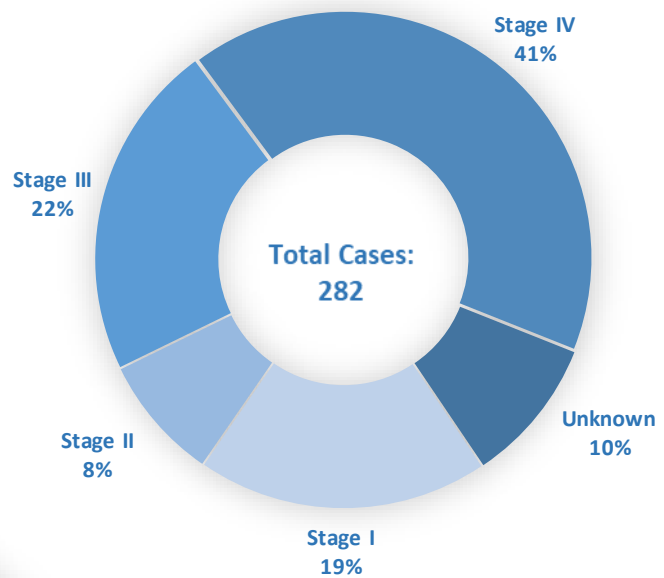


Utilization Review
Accreditation Commission

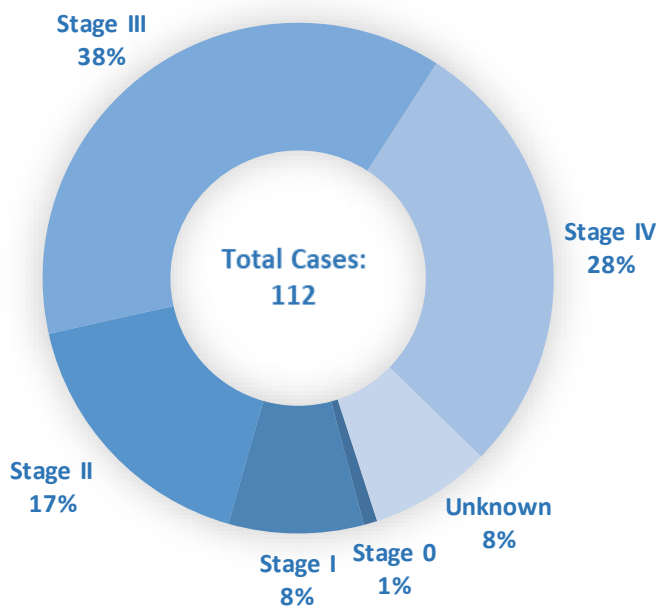
2024 Stage at Diagnosis



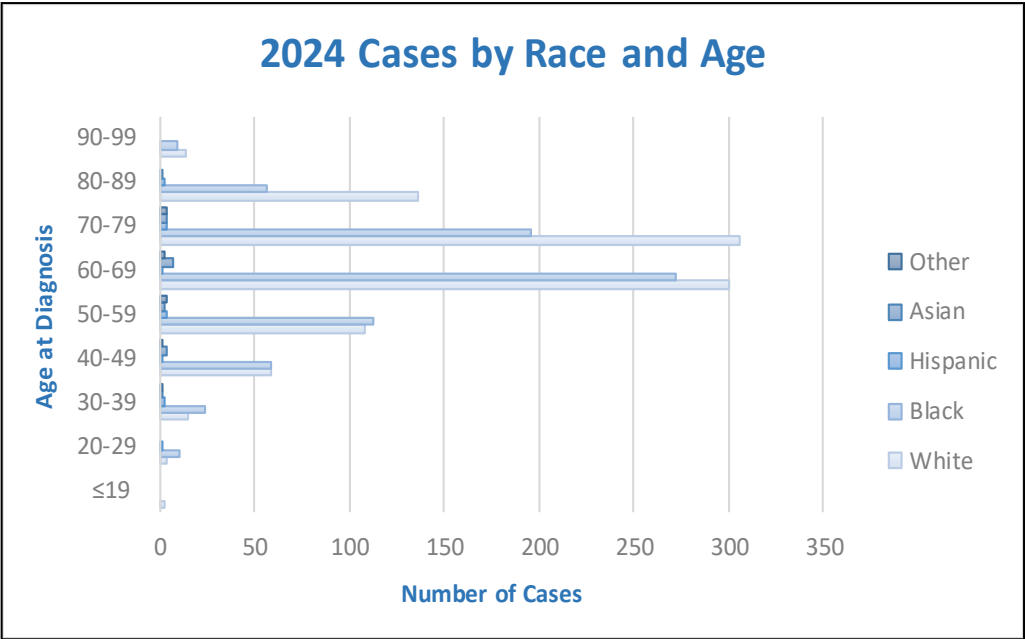
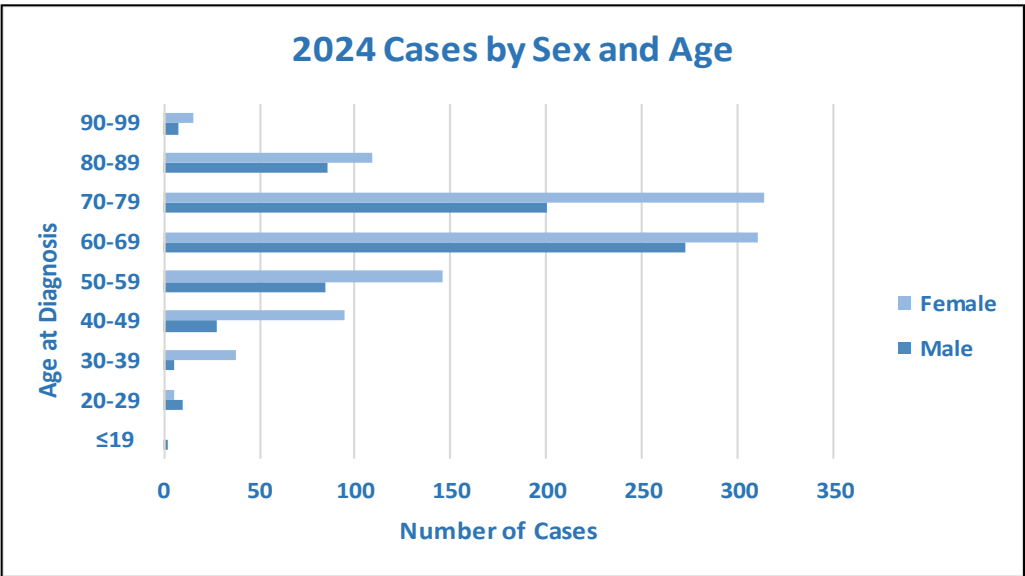
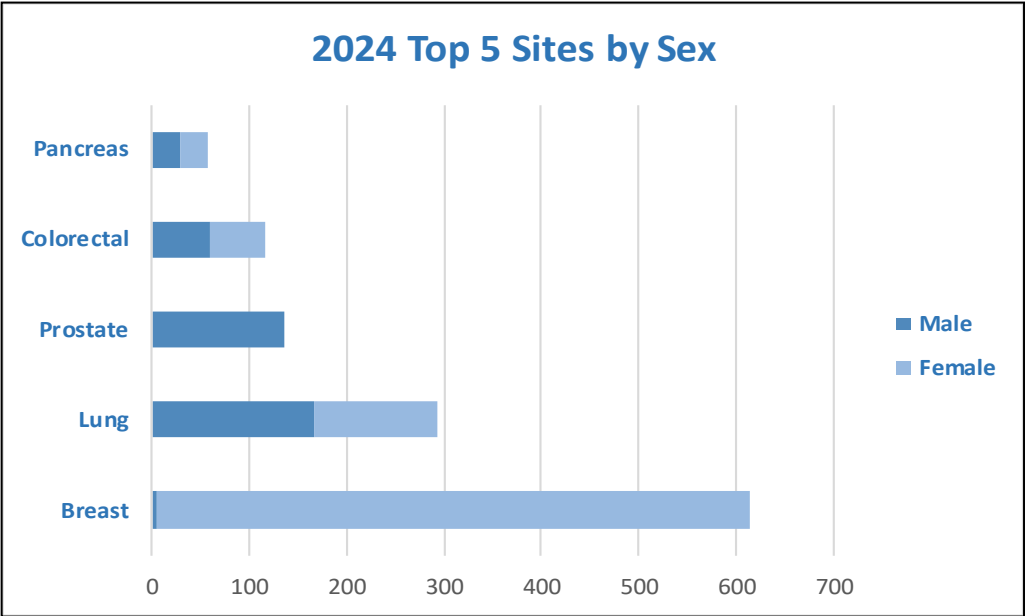
Breast



Lung



Colon



Primary Site Table

Baptist Medical Center South-Cancer Cases 2024

Diagnostic Site	Class of Case		Gender		Stage (Analytic Cases)							Total	% Total
	Analytic	Non-Analytic	Male	Female	0	I	II	III	IV	NA	UNK		
ORAL CAVITY, PHARYNX	28	3	24	7	0	7	2	5	13	0	4	31	1.72
Tongue	9	0	6	3	0	1	2	3	3	0	0	9	0.5
Salivary Gland	1	2	2	1	0	0	0	0	2	0	1	3	0.17
Gum and Other Mouth	6	1	5	2	0	1	0	0	5	0	1	7	0.39
Nasopharynx	2	0	1	1	0	0	0	1	1	0	0	2	0.11
Tonsil	6	0	6	0	0	3	0	0	1	0	2	6	0.33
Oropharynx	4	0	4	0	0	2	0	1	1	0	0	4	0.22
DIGESTIVE SYSTEM	264	10	148	126	1	31	39	65	104	13	21	274	15.28
Esophagus	17	0	14	3	0	0	2	2	5	5	3	17	0.95
Stomach	21	1	12	10	0	2	2	2	11	1	4	22	1.23
Small Intestine	8	1	7	2	0	3	1	1	3	0	1	9	0.5
Colon	78	5	44	39	1	7	16	34	22	0	3	83	4.63
Rectosigmoid Junction	4	0	1	3	0	0	2	1	1	0	0	4	0.22
Rectum	30	0	14	16	0	3	2	9	10	1	5	30	1.67
Anus, Anal Canal and Anorectum	9	0	2	7	0	1	4	3	0	1	0	9	0.5
Liver	22	0	17	5	0	4	2	8	6	1	1	22	1.23
Intrahepatic Bile Duct	5	1	2	4	0	1	0	0	4	1	0	6	0.33
Gallbladder	7	0	2	5	0	1	1	0	4	0	1	7	0.39
Other Biliary	5	0	4	1	0	0	0	0	1	2	2	5	0.28
Pancreas	55	2	29	28	0	9	7	4	36	0	1	57	3.18
Peritoneum, Omentum and Mesent	2	0	0	2	0	0	0	1	1	0	0	2	0.11
Other Digestive Organs	1	0	0	1	0	0	0	0	0	1	0	1	0.06
RESPIRATORY SYSTEM	298	12	178	132	0	56	25	70	130	18	11	310	17.29
Nose, Nasal Cavity and Middle Ear	2	0	1	1	0	0	0	0	1	0	1	2	0.11
Larynx	14	0	11	3	0	0	1	5	8	0	0	14	0.78
Lung, Bronchus - Small Cell	53	1	25	29	0	6	3	15	27	0	3	54	3.01
Lung, Bronchus - Non-Small Cell	211	11	132	90	0	48	20	46	85	17	6	222	12.39
Lung, Bronchus - Other Types	18	0	9	9	0	2	1	4	9	1	1	18	1
BONES, JOINTS	2	1	3	0	0	1	0	0	1	1	0	3	0.17
SOFT TISSUE INCLUDING HEART	5	1	2	4	0	0	2	1	2	1	0	6	0.33
SKIN	21	0	14	7	0	0	7	10	4	0	0	21	1.18
Melanoma - Skin	20	0	13	7	0	0	7	9	4	0	0	20	1.12
Other Rare Skin Types	1	0	1	0	0	0	0	1	0	0	0	1	0.06
BREAST	596	19	4	611	134	337	79	33	13	7	12	615	34.32
FEMALE GENITAL SYSTEM	29	12	0	41	0	4	2	10	5	6	14	41	2.29
Cervix	7	6	0	13	0	0	1	4	2	3	3	13	0.73

Primary Site Table

Baptist Medical Center South-Cancer Cases 2024

Diagnostic Site	Class of Case		Gender		Stage (Analytic Cases)							Total	% Total
	Analytic	Non-Analytic	Male	Female	0	I	II	III	IV	NA	UNK		
Uterus	12	5	0	17	0	4	0	1	2	1	9	17	0.95
Ovary	4	0	0	4	0	0	0	3	0	0	1	4	0.22
Vagina	1	0	0	1	0	0	0	0	1	0	0	1	0.06
Vulva	3	1	0	4	0	0	1	1	0	2	0	4	0.22
Other Female Genital Organs	2	0	0	2	0	0	0	1	0	0	1	2	0.11
MALE GENITAL SYSTEM	137	3	140	0	0	5	44	15	35	0	41	140	7.82
Prostate	133	3	136	0	0	5	44	14	34	0	39	136	7.59
Testis	3	0	3	0	0	0	0	1	0	0	2	3	0.17
Penis	1	0	1	0	0	0	0	0	1	0	0	1	0.06
URINARY SYSTEM	68	1	50	19	6	17	14	12	15	2	3	69	3.86
Bladder	27	0	21	6	3	5	11	4	3	1	0	27	1.51
Kidney and Renal Pelvis	39	1	28	12	2	12	3	8	12	0	3	40	2.23
Ureter	1	0	1	0	1	0	0	0	0	0	0	1	0.06
Other Urinary Organs	1	0	0	1	0	0	0	0	0	1	0	1	0.06
BRAIN, OTHER NERVOUS SYSTEM	49	0	27	22	0	0	0	0	0	49	0	49	2.74
Brain	48	0	26	22	0	0	0	0	0	48	0	48	2.68
Other CNS	1	0	1	0	0	0	0	0	0	1	0	1	0.06
ENDOCRINE SYSTEM	21	1	7	15	0	10	1	1	3	6	1	22	1.22
Thyroid	15	1	5	11	0	9	1	1	3	1	1	16	0.89
Other Endocrine, Thymus	6	0	2	4	0	1	0	0	0	5	0	6	0.33
LYMPHOMA	48	1	27	22	0	10	10	7	15	5	2	49	2.74
Hodgkin - Nodal	9	1	6	4	0	2	2	2	2	0	2	10	0.56
NHL - Nodal	19	0	11	8	0	5	4	5	5	0	0	19	1.06
NHL - Extranodal	20	0	10	10	0	3	4	0	8	5	0	20	1.12
MYELOMA	53	0	27	26	0	4	7	4	0	38	0	53	2.96
LEUKEMIA	49	1	27	23	0	0	0	0	16	34	0	50	2.8
Chronic Lymphocytic Leukemia	16	0	9	7	0	0	0	0	16	0	0	16	0.89
Other Lymphocytic Leukemia	1	0	0	1	0	0	0	0	0	1	0	1	0.06
Acute Myeloid Leukemia	12	1	7	6	0	0	0	0	0	13	0	13	0.73
Chronic Myeloid Leukemia	13	0	8	5	0	0	0	0	0	13	0	13	0.73
Other Acute Leukemia	1	0	0	1	0	0	0	0	0	1	0	1	0.06
Aleukemic, Subleukemic and NOS	6	0	3	3	0	0	0	0	0	6	0	6	0.33
MESOTHELIOMA	1	0	1	0	0	0	0	0	0	0	1	1	0.06
KAPOSI SARCOMA	3	0	3	0	0	0	0	0	0	3	0	3	0.17
MISCELLANEOUS	54	1	27	28	0	0	0	1	0	54	0	55	3.07
TOTALS	1726	66	709	1083	141	482	232	234	356	237	110	1792	100

Together, we can do this.



MONTGOMERY
CANCER CENTER

✚ A BAPTIST MEDICAL CENTER SOUTH FACILITY



CARMICHAEL
IMAGING

✚ A BAPTIST MEDICAL CENTER SOUTH FACILITY



MONTGOMERY
BREAST CENTER

✚ A BAPTIST MEDICAL CENTER SOUTH FACILITY



DRIVING HOPE
MOBILE HEALTH CLINIC

Health. Outreach. Prevention. Education.

